

Fox River Grove Memorial Library: 2018-2019 Annual Report



RECREATION

3,635 People at 314 Programs & 355 Summer Reading Participants




INFORMATION

26,475 Visits, 2,801 Questions, 1,987 PC Users & 299 Staff Education Hours



COMMUNITY

Partnerships: Friends, District 3, PTO, Rotary, Local Businesses & More



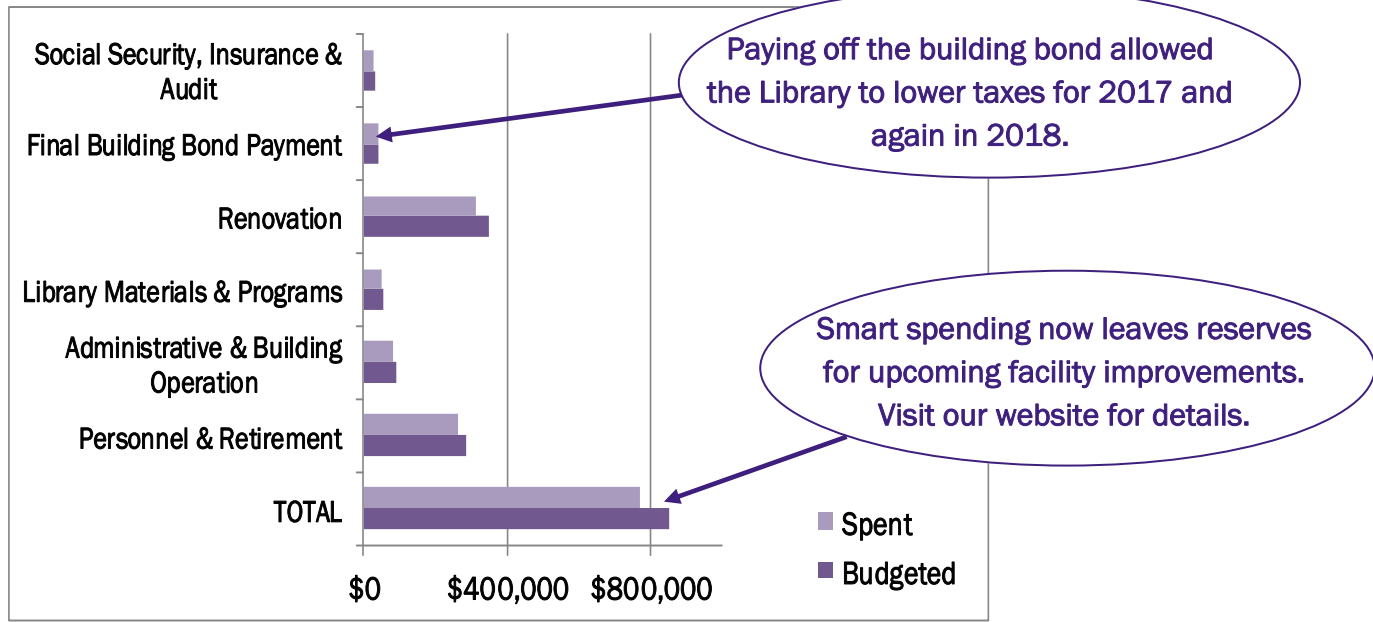
MEDIA

28,159 Print Books, 16,137 A/V Materials & 5,547 eBooks Borrowed

Thank you for another incredible year!

Fox River Grove Memorial Library * 847.639.2274 * www.frgml.org

Fiscal Responsibility: 2018-2019 Budget














Library Tax Dollars: An Excellent Return on Investment

A librarian helped a family in Picnic Grove see the value they were getting from their \$617.11 library taxes for the year.

Verdict: With library activity valued at \$3,825.20*, this family got back more than six times what they put in!

If you'd like to make sure your household is getting the full value of its library tax dollars, please visit us to find out what we can offer you. More than 92% of our revenue comes from property taxes, so you deserve it!

	33 Adult Books Borrowed @ \$17/book*	\$561
	31 YA Books Borrowed @ \$12/book*	\$372
	97 Children's Books Borrowed @ \$17/book*	\$1,649
	13 Audiobooks Borrowed @ \$9.95/book*	\$129.35
	2 Interlibrary Loan Requests @ \$25/book*	\$50
	24 eBooks Downloaded @ \$15/book*	\$360
	96 Movies Borrowed @ \$4/movie*	\$384
	3 Music CDs Borrowed @ \$9.95/CD*	\$29.85
	5 Adult Programs Attended @ \$15 each*	\$75
	25 Children's Programs Attended @ \$7 each*	\$175
	2 Museum Passes Borrowed @ \$20 each*	\$40
Total Value of Library Services		\$3,825.20
Library Taxes Spent		\$617.11
Value of Services Above Cost		\$3,208.09

*http://www.swissarmylibrarian.net/librarycalculator/valuecalc_costs.html - accessed 10 July 2019